

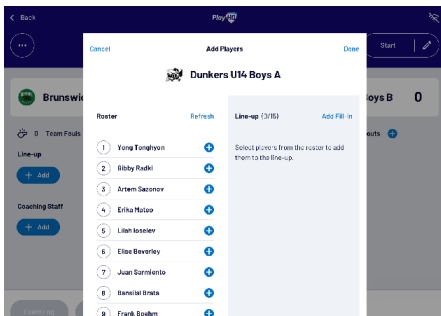
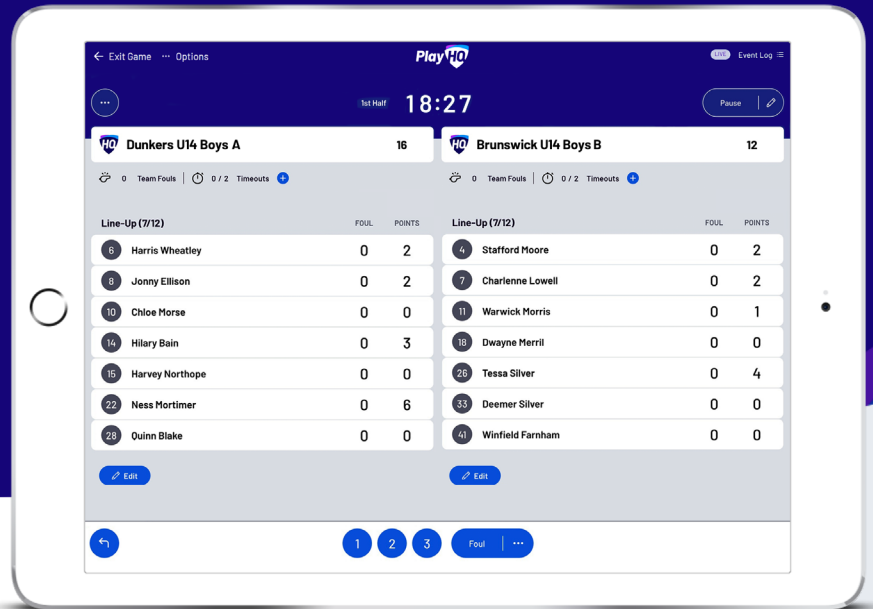


Basketball Electronic Scoring Guide

FOR ADMINS

FOR SCORERS

NOVEMBER 2022

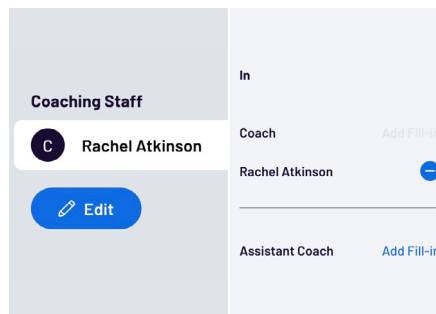


Managing the lineup

Select **+ Add** or **Edit** on a team to bring up the lineup editor.

Click on **+** or **-** to move players in and out of the lineup.

To add a fill-in, click **ADD FILL-IN** and provide required player information.

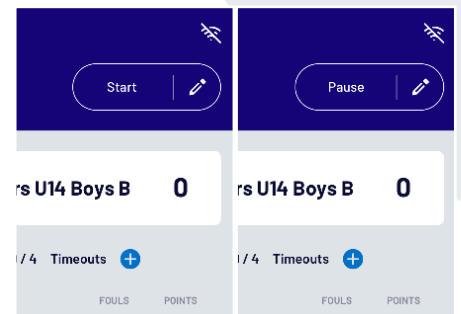


Managing coaches

Select **+ Add** or **Edit** on a team to bring up the coaching staff editor.

Remove existing coaches by clicking **-** and then either add in another by clicking **+** next to their name on the left hand side.

To add a fill-in, click **ADD FILL-IN** and provide required information.

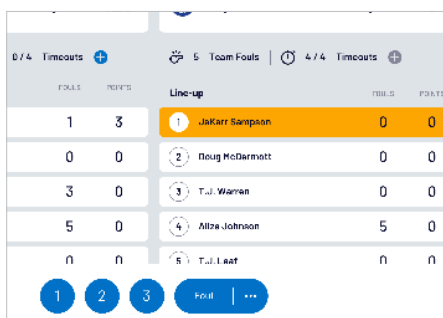


Editing the clock & starting periods

Click **START** to kick-off the next period. The clock will automatically begin counting down. The current period will show next to the clock.

Edit the clock by clicking the **Edit** icon.

When the clock has run down the period will automatically end.

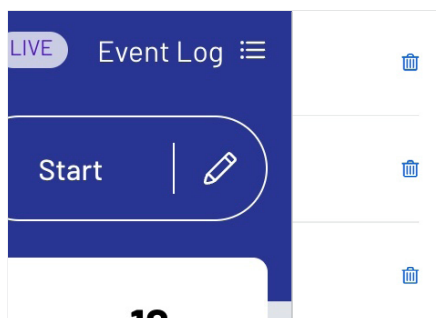


Adding scores and fouls

Scores/fouls can be added by:

- Clicking on a player or team, then selecting the score/foul type, OR
- Clicking on the score/foul type, then selecting a player or team.

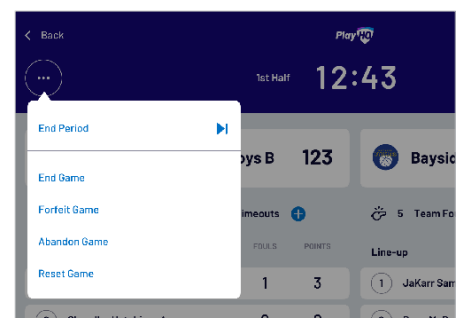
Click on the **...** to show advanced fouls.



Undo and event log

Click on **EVENT LOG** to view a full history of the games events.

Click on the **Trash** icon to remove any score or foul made, or click on the **Undo** icon to quickly remove the last score or foul made.



Finalising a game

Click on the menu on the top left of screen, and select **END GAME**.

Forfeits and abandonments can be selected here also if required.

Please note that a referee will be required to finalise a game.